

# School Climate Survey Results

Lancaster Elementary School  
White Mountains Regional School District  
May 2018



Center for  
Behavioral  
Health  
Innovation

# About the survey

## **School Climate Survey Suite**

Adopted by OSEP Technical Assistance Center on PBIS ([pbis.org](http://pbis.org))

Family, Staff, Elementary (Gr 3-6), Middle/High (Gr 6-12) versions

All items phrased in a positive way and measured on a 4 point scale:

1 = strongly disagree

2 = somewhat disagree

3 = somewhat agree

4 = strongly agree

# How we examined climate

Administered Spring 2018 (baseline) at participating schools

Includes mean overall and subscale scores for **family** and **staff** surveys, mean overall and item scores for **student** surveys

We transformed the 1-4 response scale to better describe school climate:

1 = very unfavorable

2 = somewhat unfavorable

3 = somewhat favorable

4 = very favorable

We established a mean score of **3** (somewhat favorable) as a minimum benchmark for positive school climate

Results for surveys with less than 5 responses are not reported

**Due to varying sample sizes, interpret results with caution (esp. at schools with very small staff sizes)**

# Lancaster Elementary themes

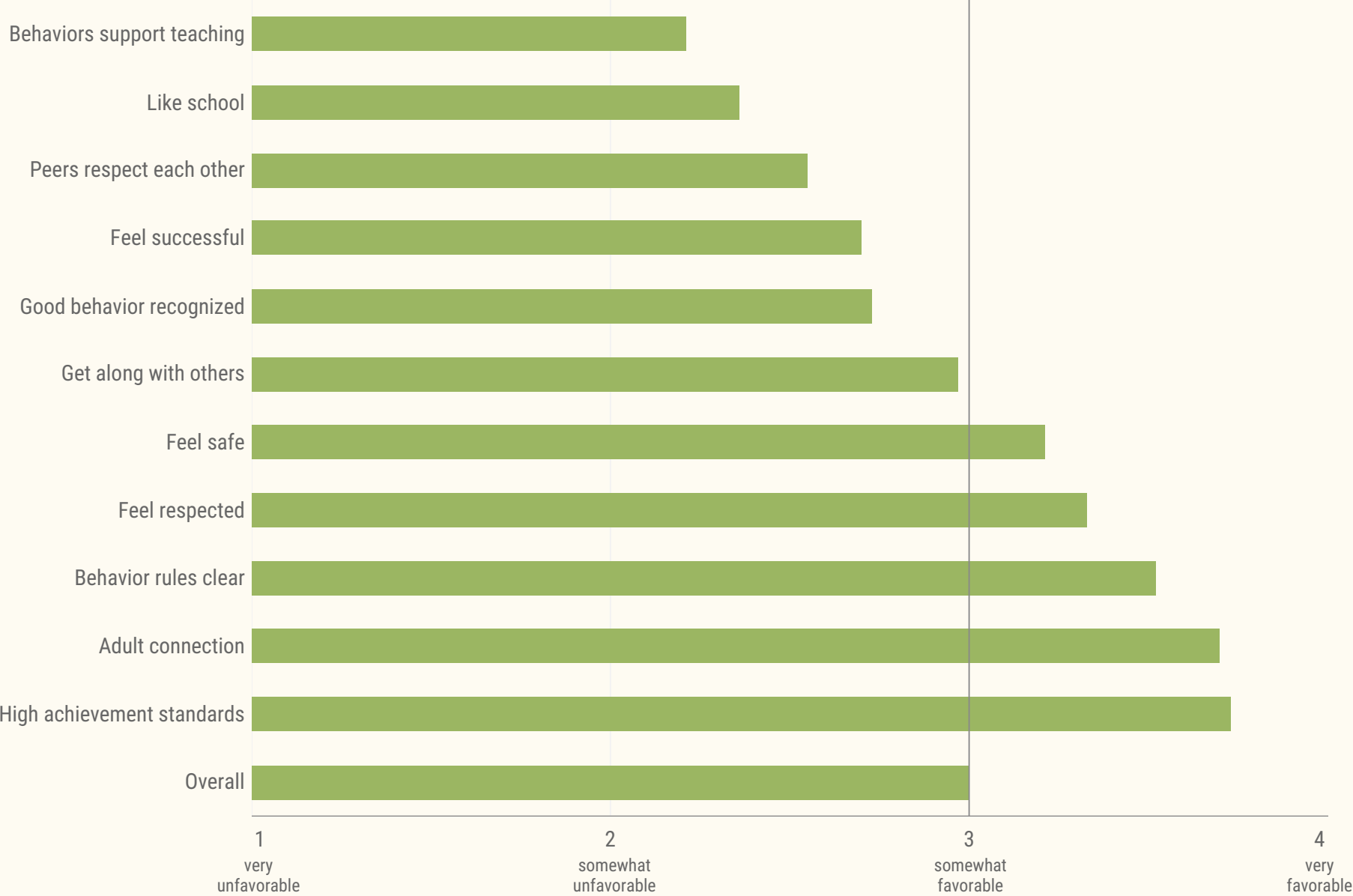
12% student response rate; 36% staff response rate

Student ratings align closely with district-level trends; overall climate meets the “somewhat favorable” benchmark; students want improved relationships with peers, more recognition of good behaviors

Staff and family results slightly less positive than district-level trends; staff and families differ in their perceptions of most domain

# Lancaster Elementary: Student (12% response rate)

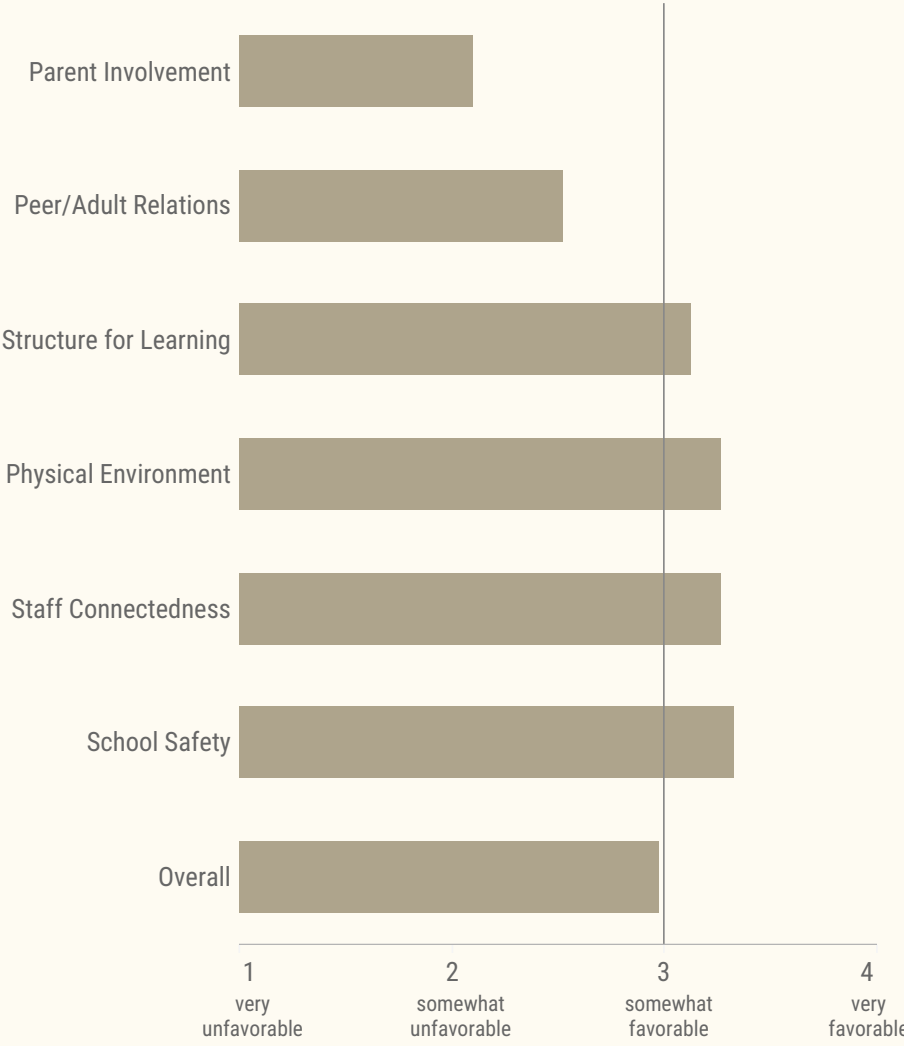
Students feel respected, safe, and connected to an adult; behaviors interfere with teaching though expectations clear



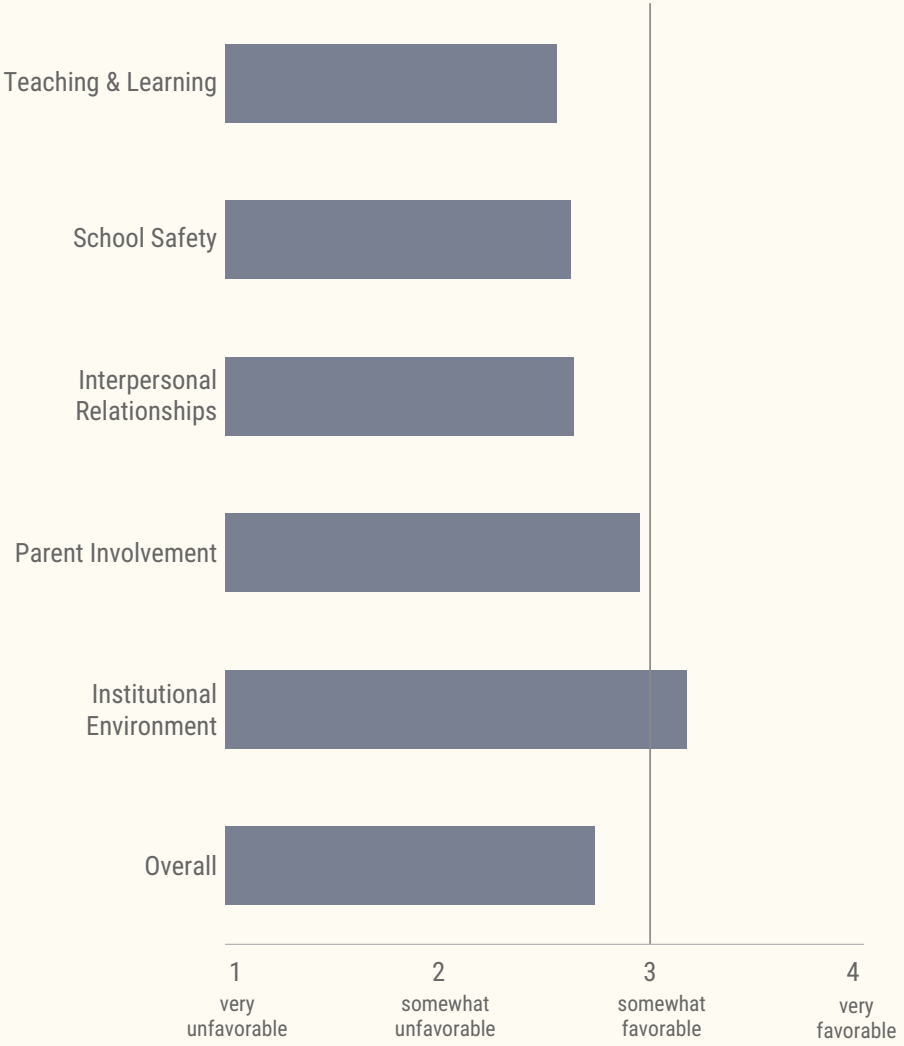
# Lancaster Elementary: Staff and family

Staff feel safe, connected; desire improved student relations; Families and staff differ in their perceptions of parent involvement

Staff (36% response rate)

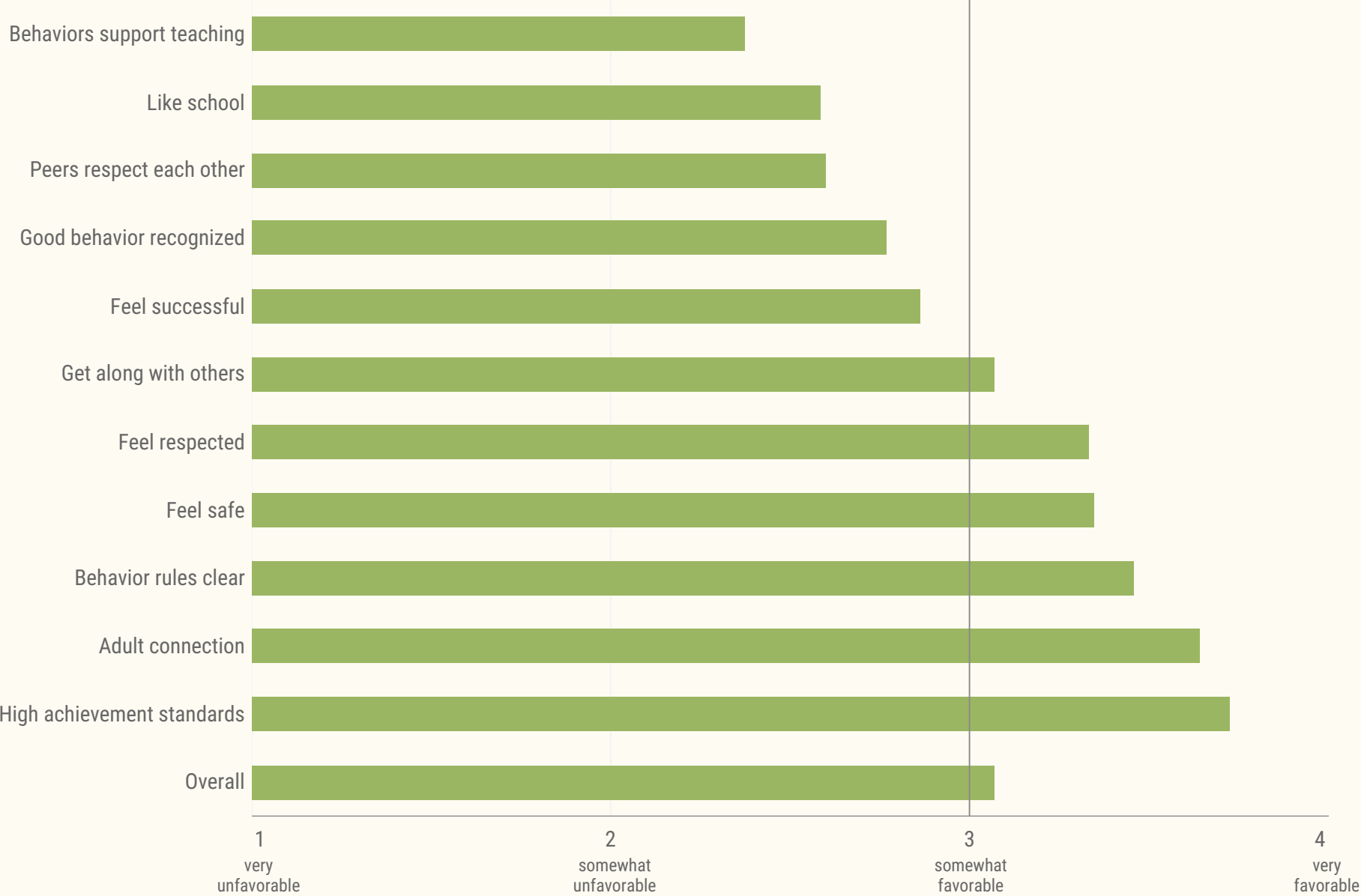


Family (n=21)



# District-wide: Student (14% response rate)

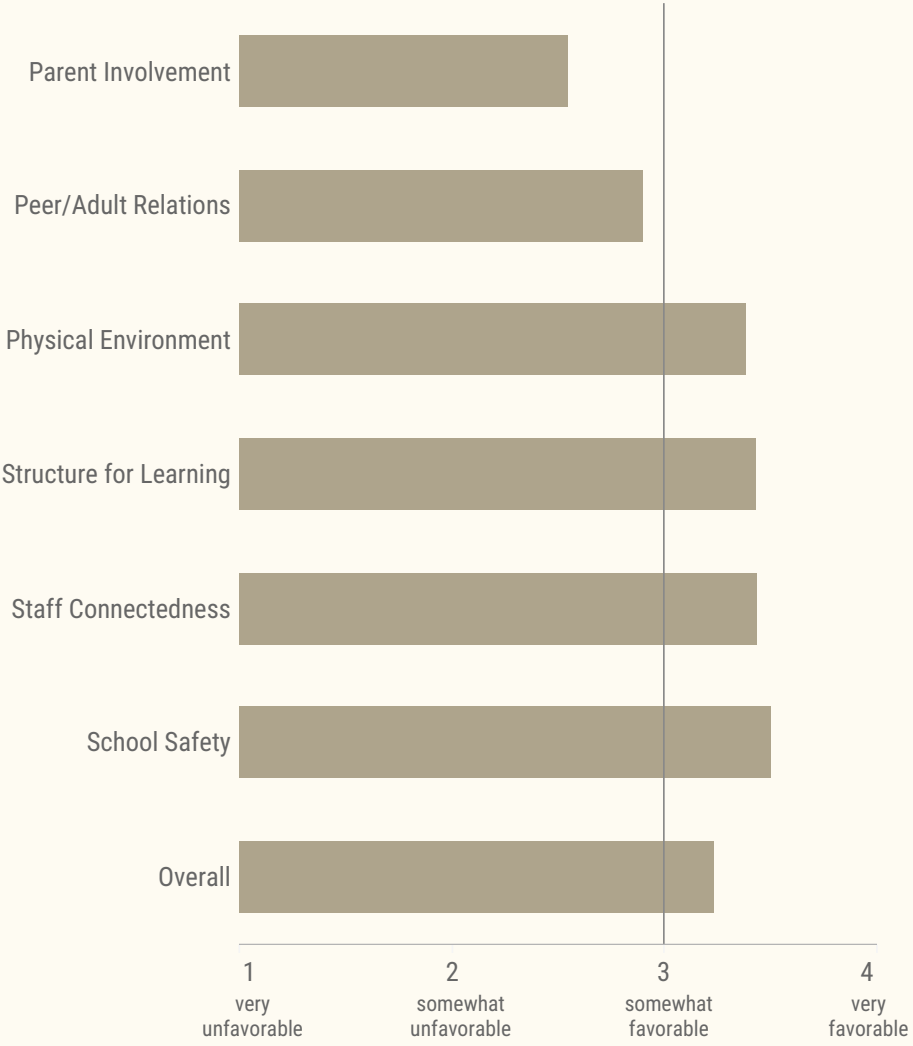
Students feel more connected to an adult than peers; expectations clear though behaviors interfere with teaching



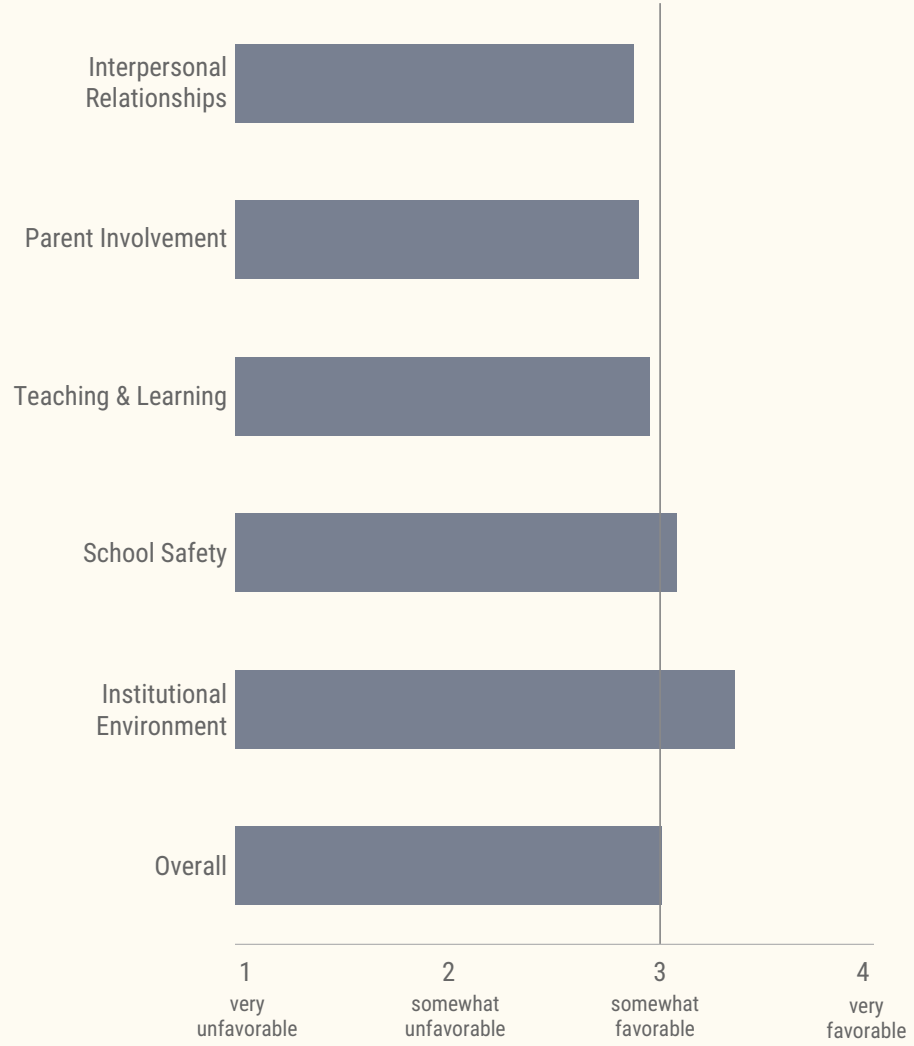
# District-wide: Staff and family

Staff feel positive about climate in most domains; staff and families desire improved student relations and more parent involvement

Staff (49% response rate)



Family (n=74)





# Elementary Student Survey Items

Response scale:

1 = never, 2 = sometimes, 3 = often, 4 = always

1. I like school.
2. I feel like I do well in school.
3. My school wants me to do well.
4. My school has clear rules for behavior.
5. I feel safe at school.
6. Teachers treat me with respect.
7. Good behavior is noticed at my school.
8. Students in my class behave so that teachers can teach.
9. I get along with other students.
10. Students treat each other well.
11. There is an adult at my school who will help me if I need it.

# Middle/High Student Survey Items

Response scale:

1 = strongly disagree, 2 = somewhat disagree, 3 = somewhat agree, 4 = strongly agree

1. I like school.
2. I feel successful at school.
3. I feel my school has high standards for achievement.
4. My school sets clear rules for behavior.
5. The behaviors in my classroom allow the teacher to teach so I can learn.
6. Students are frequently recognized for good behavior.
7. I know an adult at school that I can talk with if I need help.
8. School is a place at which I feel safe.
9. Teachers treat me with respect.

# Family Survey Items

Response scale:

1 = strongly disagree, 2 = somewhat disagree, 3 = somewhat agree, 4 = strongly agree

## Teaching and Learning

1. Teachers at my student's school have high standards for achievement.
2. Teachers at my student's school work hard to make sure that students do well.
3. Teachers at my student's school promote academic success for all students.

## School Safety

4. My student's school sets clear rules for behavior.
5. My student feels safe at school.
6. My student feels safe going to and from school.
7. School rules are consistently enforced at my student's school.
8. School rules and procedures at my student's school are fair.

## Interpersonal Relationships

9. My student feels successful at school.
10. My student is frequently recognized for good behavior.
11. I feel comfortable talking to teachers at my student's school.
12. Staff at my student's school communicates well with parents.
13. I feel welcome at my student's school.
14. All students are treated fairly at my student's school.
15. Teachers at my student's school treat all students with respect.

## Institutional Environment

16. My student's school building is well maintained.
17. My student's textbooks are up to date and in good condition.
18. Teachers at my student's school keep their classrooms clean and organized.

## Parent Involvement

19. I am involved in the decision making process at my student's school.
20. I am actively involved in activities at my student's school.
21. I frequently volunteer to help on special projects at my student's school.

# Staff Survey Items

Response scale:

1 = strongly disagree, 2 = somewhat disagree, 3 = somewhat agree, 4 = strongly agree

## Staff Connectedness

1. I feel supported by other teachers at my school.
2. I get along well with other staff members at my school.
3. I feel like I am an important part of my school.
4. I enjoy working in teams (e.g. grade level, content) at my school.
5. I feel like I fit in among other staff members at my school.
6. I feel connected to the teachers at my school.

## Structure for Learning

7. Teachers at my school frequently recognize students for good behavior.
8. Teachers at my school have high standards for achievement.
9. My school promotes academic success for all students.
10. All students are treated fairly by the adults at my school.
11. Teachers at my school treat students fairly regardless of race, ethnicity, or culture.
12. Teachers at my school work hard to make sure that students do well.

## School Safety

13. I feel safe at my school.
14. I have been concerned about my physical safety at school.
15. If I report unsafe or dangerous behaviors, I can be sure the problem will be taken care of.
16. I feel safe when entering and leaving my school building.

## Physical Environment

17. My school building is well maintained.
18. Instructional materials are up to date and in good condition.
19. Teachers at my school keep their classrooms clean and organized.
20. Teachers make an effort to keep the school building and facilities clean.

## Peer and Adult Relations

21. Students at my school would help another student who was being bullied.
22. Students at my school get along well with one another.
23. Students at my school treat each other with respect.
24. Students at my school treat other students fairly regardless of race, ethnicity, or culture.
25. Students at my school show respect to other students regardless of their academic ability.
26. Students at my school demonstrate behaviors that allow teachers to teach, and students to learn.

## Parent Involvement

27. Parents at my school attend PTA meetings or parent/teacher conferences.
28. At this school, parents frequently volunteer to help on special projects.
29. Parents at this school frequently attend school activities.

# Questions, comments, concerns, wishes...

Megan Edwards

Center for Behavioral Health Innovation

Lead Evaluator

[medwards1@antioch.edu](mailto:medwards1@antioch.edu)

Lisa Dotson

Center for Behavioral Health Innovation

Data Analyst

[ldotson1@antioch.edu](mailto:ldotson1@antioch.edu)